

Kings Bromley Parish Council

Speed Indicator Display Report

September 2025

- The following pages provide analysis captured from the Kings Bromley Speed Indicator Displays (SIDs)
- There are currently two SIDs in Kings Bromley on the A515, and they are located:
 - Opposite Bradbury Lane – Indicator board facing traffic **entering** the village
 - Opposite Leofric Close – Indicator board facing traffic **entering** the village
- Traffic speeds are date & time stamped for **every** vehicle passing the SID locations in **both** directions, time accurate to each second and speed accurate to +/- 1% Mph) – Calibration is NOT required with these SIDs.
- Record Log:

Bradbury Lane SID Data Recorded Between:

Monday 01 September 2025 00:03

Tuesday 30 September 2025 23:55

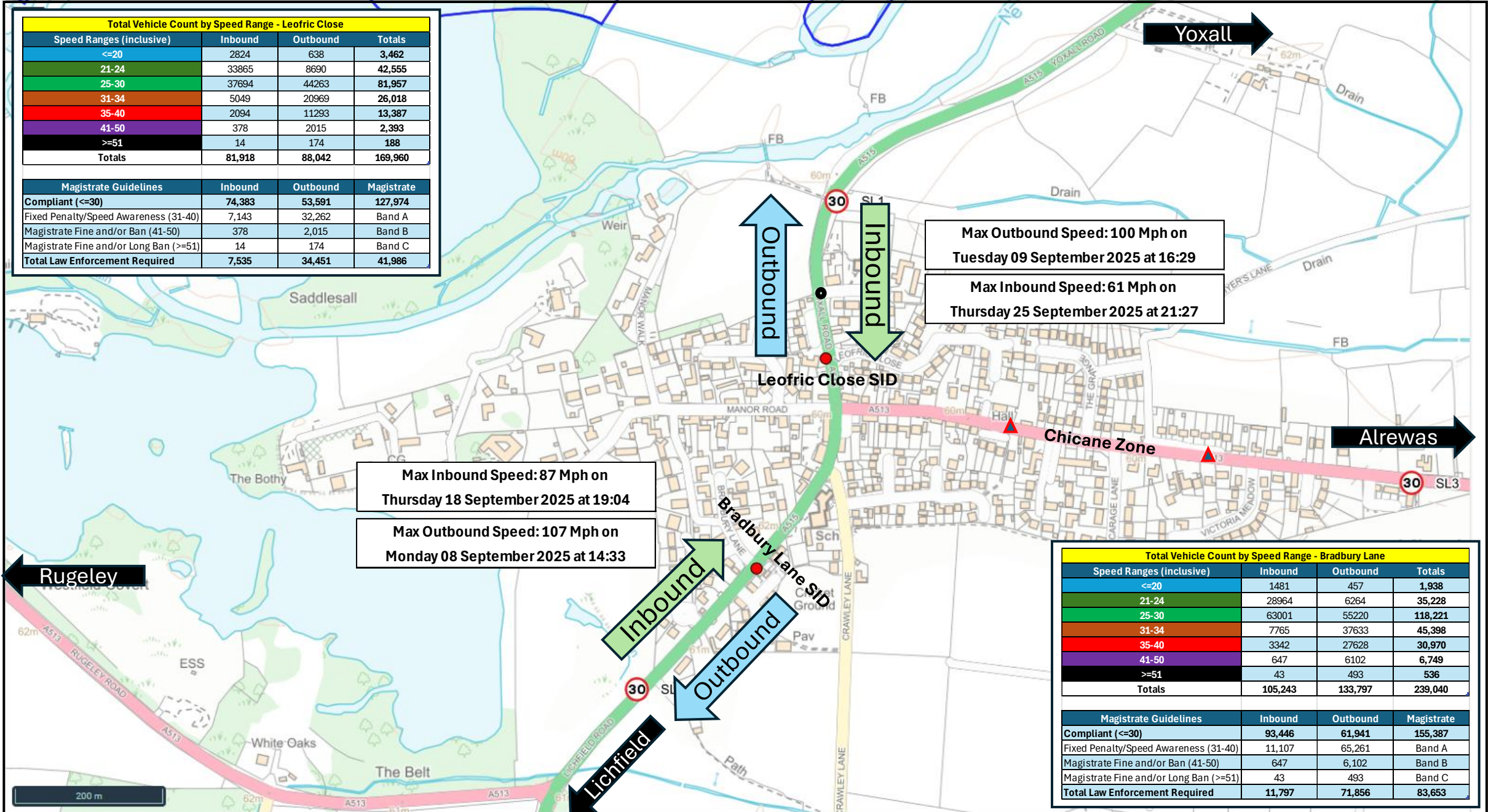
Leofric Close SID Data Recorded Between:

Monday 01 September 2025 00:03

Tuesday 30 September 2025 23:55



Summary of Recorded Information - Showing Number of Vehicles in Key Speed Categories



Total Vehicle Count by Speed Range - Leofric Close

Speed Ranges (inclusive)	Inbound	Outbound	Totals
<=20	2824	638	3,462
21-24	33865	8690	42,555
25-30	37694	44263	81,957
31-34	5049	20969	26,018
35-40	2094	11293	13,387
41-50	378	2015	2,393
>=51	14	174	188
Totals	81,918	88,042	169,960

Magistrate Guidelines	Inbound	Outbound	Magistrate
Compliant (<=30)	74,383	53,591	127,974
Fixed Penalty/Speed Awareness (31-40)	7,143	32,262	Band A
Magistrate Fine and/or Ban (41-50)	378	2,015	Band B
Magistrate Fine and/or Long Ban (>=51)	14	174	Band C
Total Law Enforcement Required	7,535	34,451	41,986

Max Outbound Speed: 100 Mph on Tuesday 09 September 2025 at 16:29

Max Inbound Speed: 61 Mph on Thursday 25 September 2025 at 21:27

Max Inbound Speed: 87 Mph on Thursday 18 September 2025 at 19:04

Max Outbound Speed: 107 Mph on Monday 08 September 2025 at 14:33

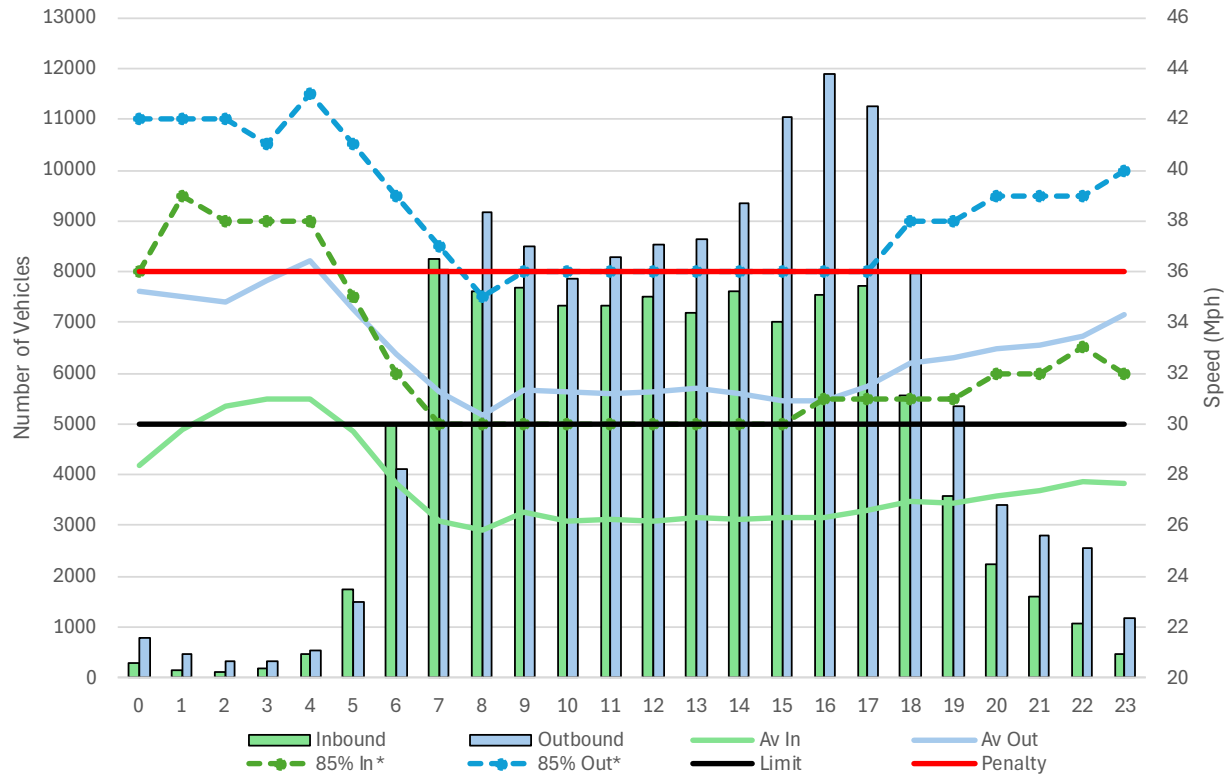
Total Vehicle Count by Speed Range - Bradbury Lane

Speed Ranges (inclusive)	Inbound	Outbound	Totals
<=20	1481	457	1,938
21-24	28964	6264	35,228
25-30	63001	55220	118,221
31-34	7765	37633	45,398
35-40	3342	27628	30,970
41-50	647	6102	6,749
>=51	43	493	536
Totals	105,243	133,797	239,040

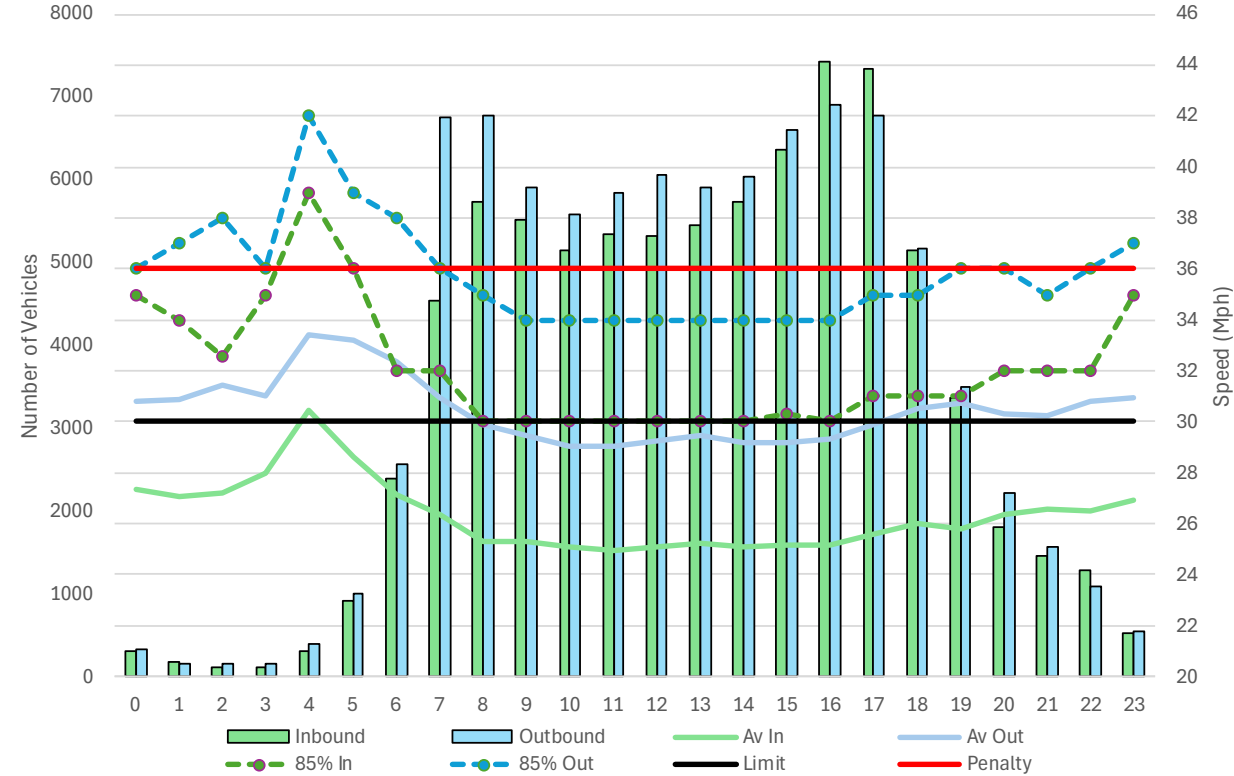
Magistrate Guidelines	Inbound	Outbound	Magistrate
Compliant (<=30)	93,446	61,941	155,387
Fixed Penalty/Speed Awareness (31-40)	11,107	65,261	Band A
Magistrate Fine and/or Ban (41-50)	647	6,102	Band B
Magistrate Fine and/or Long Ban (>=51)	43	493	Band C
Total Law Enforcement Required	11,797	71,856	83,653

Comparison of Total Traffic Volumes, Average Speed and Free Flowing 85 Percentile (Inbound and Outbound)

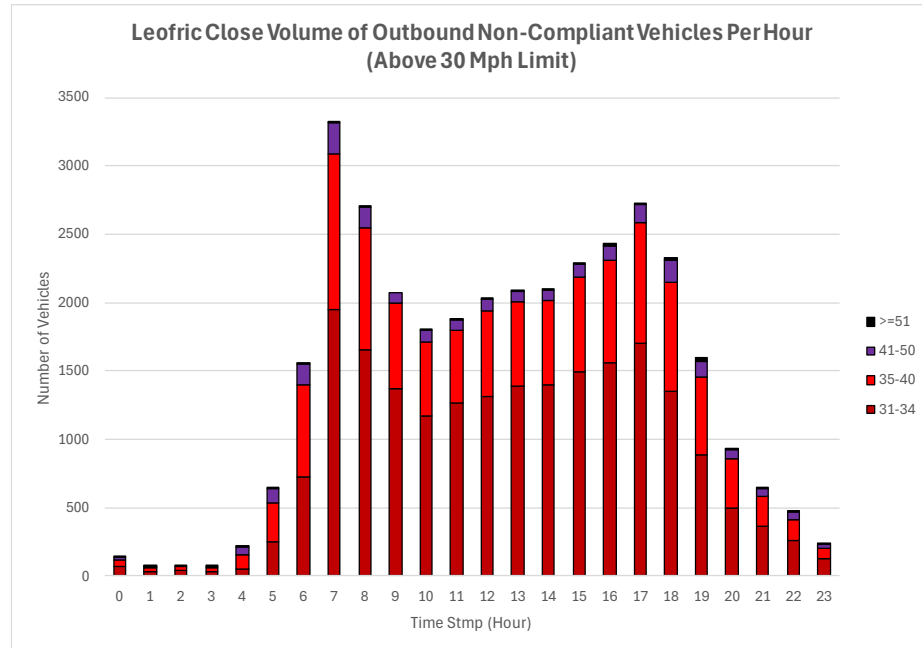
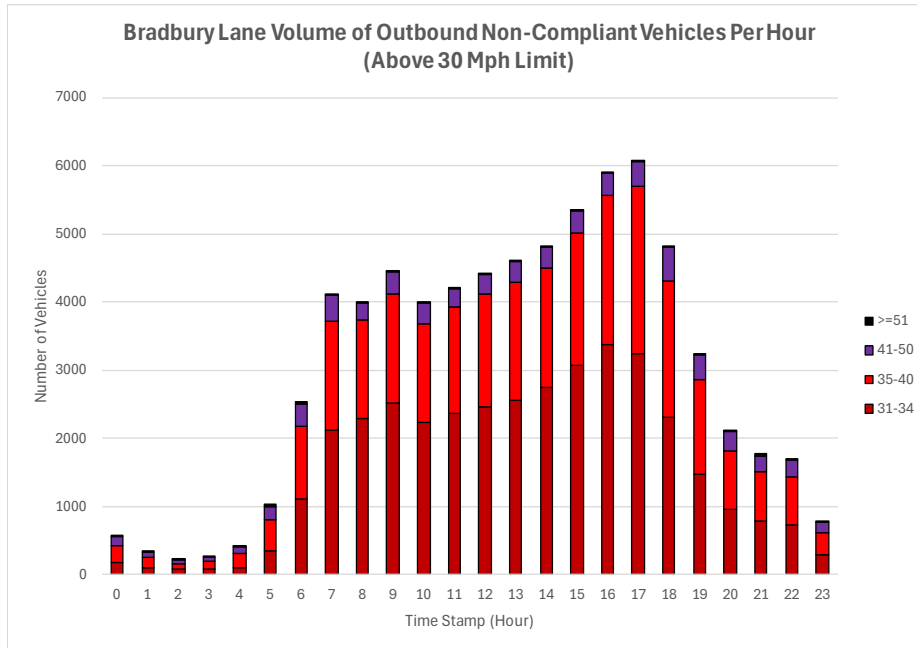
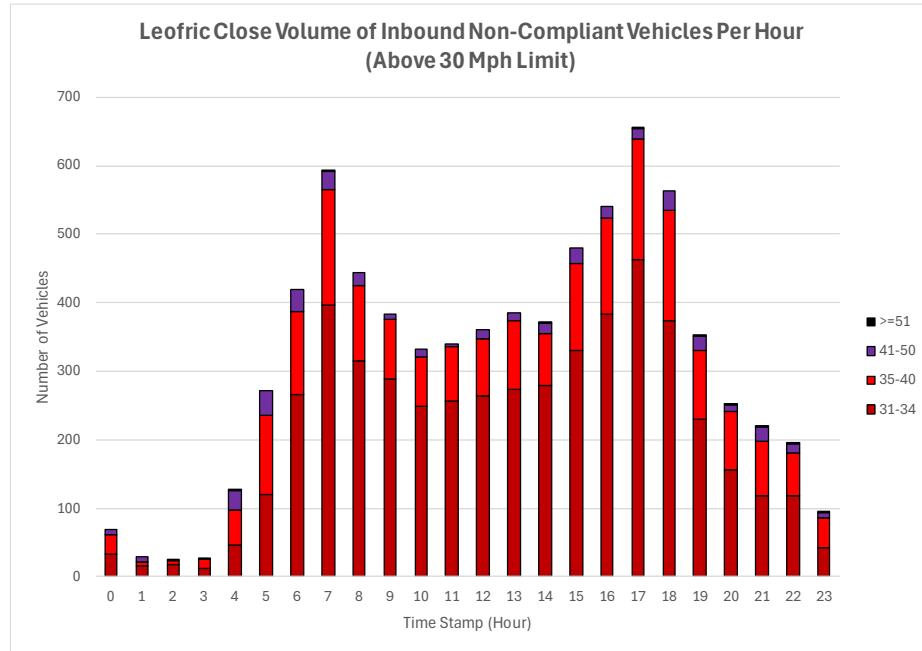
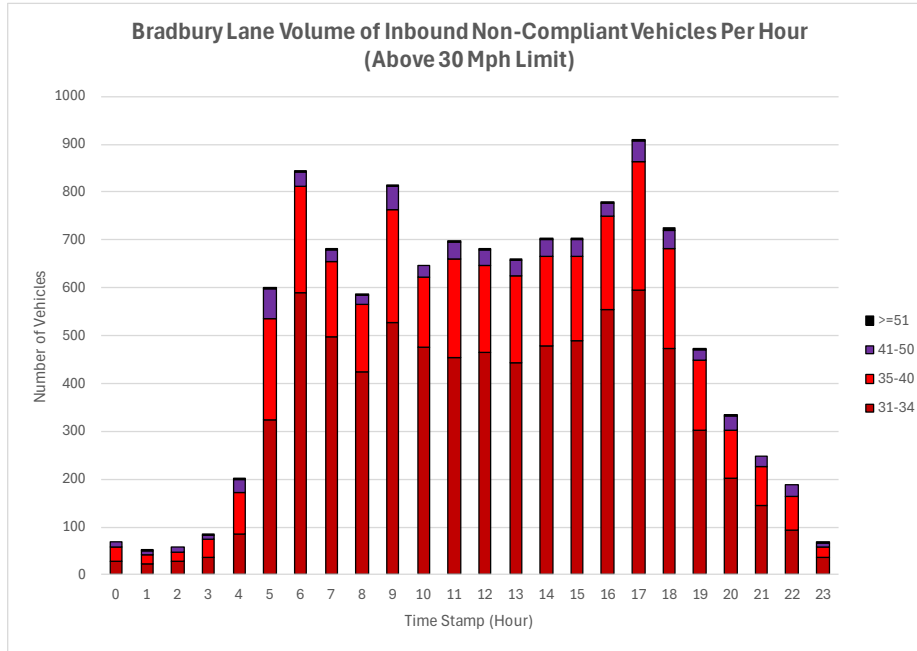
Bradbury Lane Traffic Volume per Hour with Average Speed and Free Flowing 85% Percentile



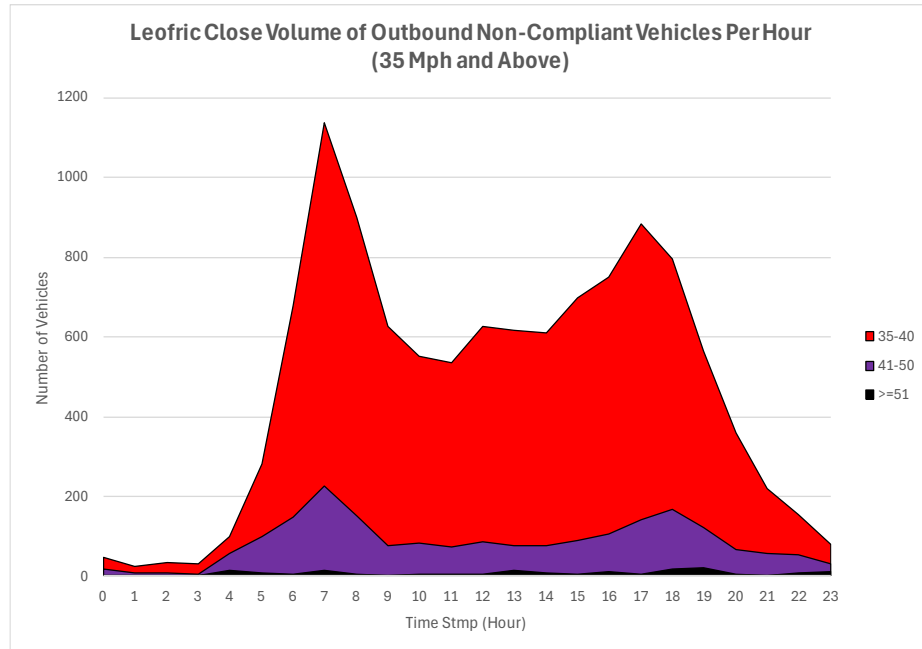
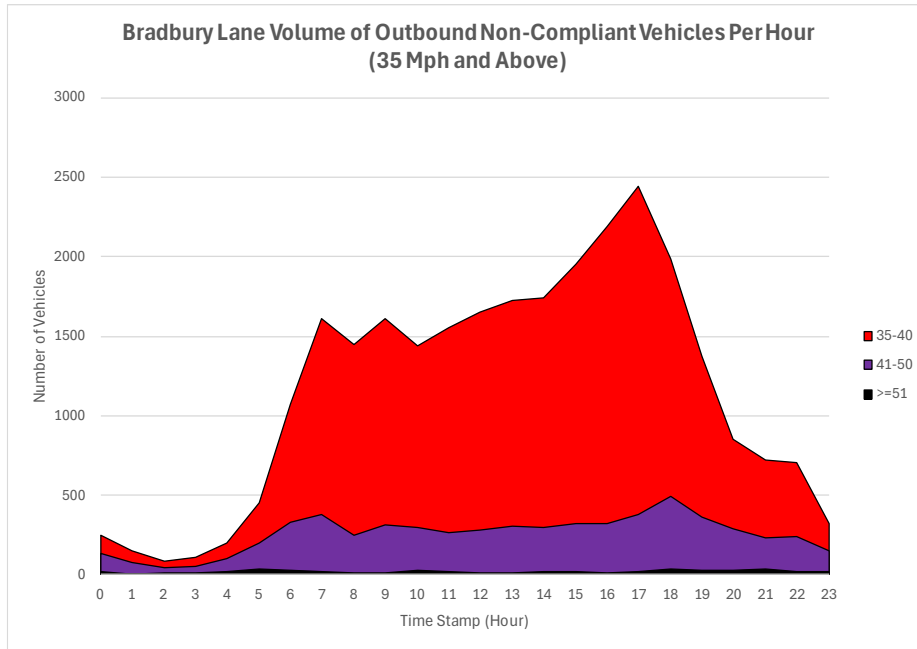
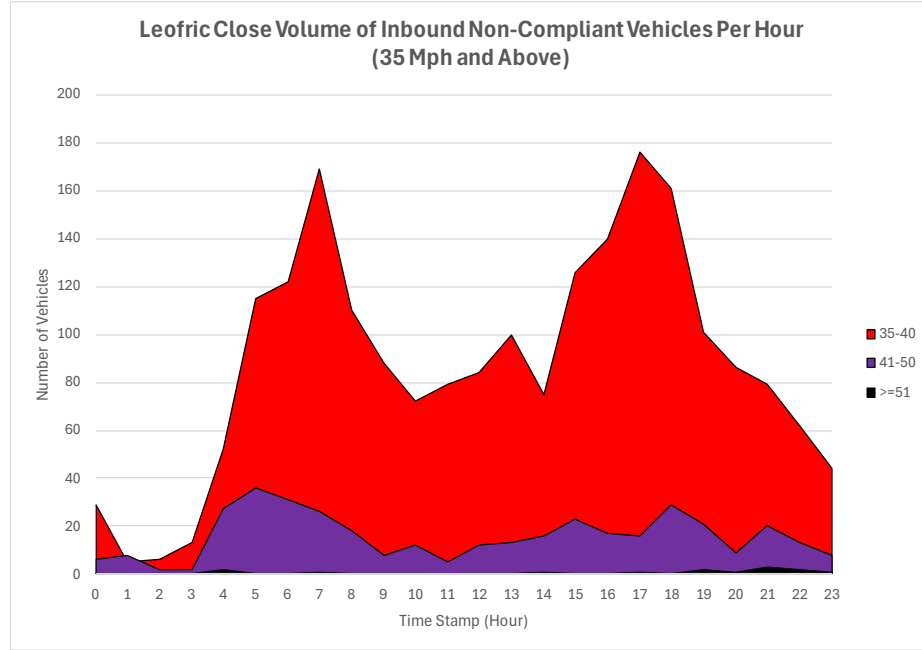
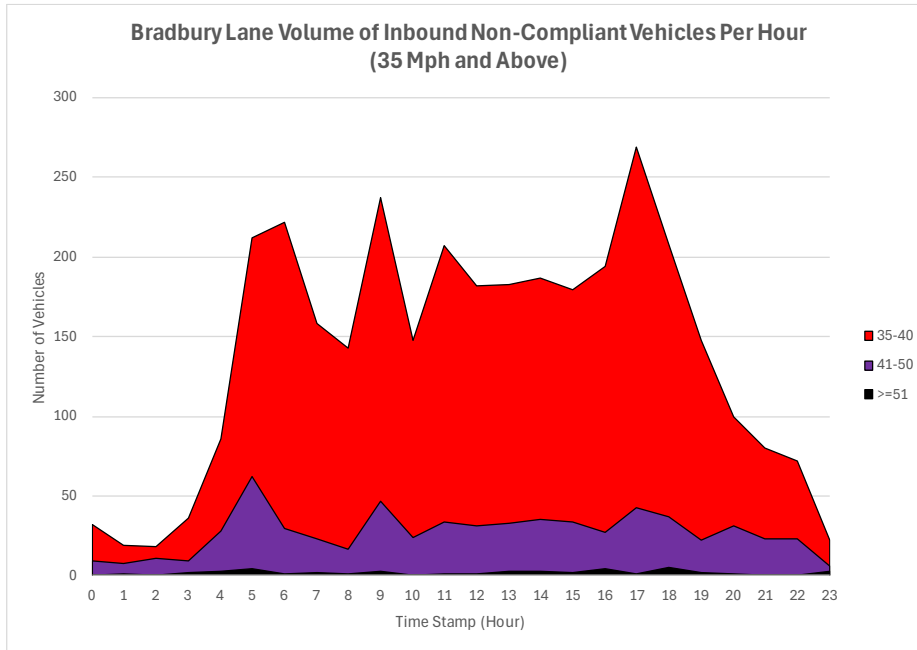
Leofric Close Traffic Volume per Hour with Average Speed and Free Flowing 85% Percentile



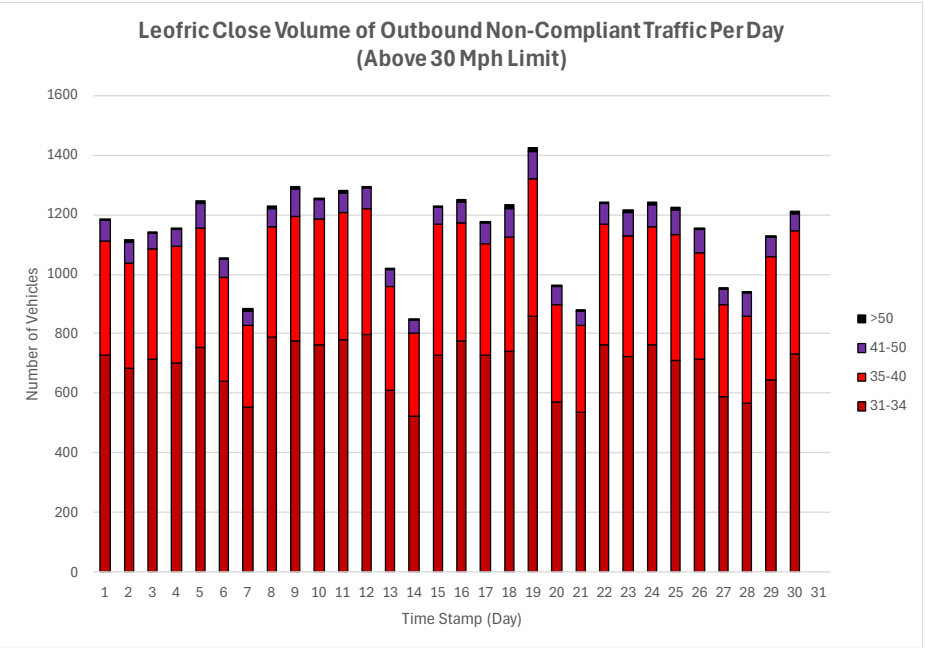
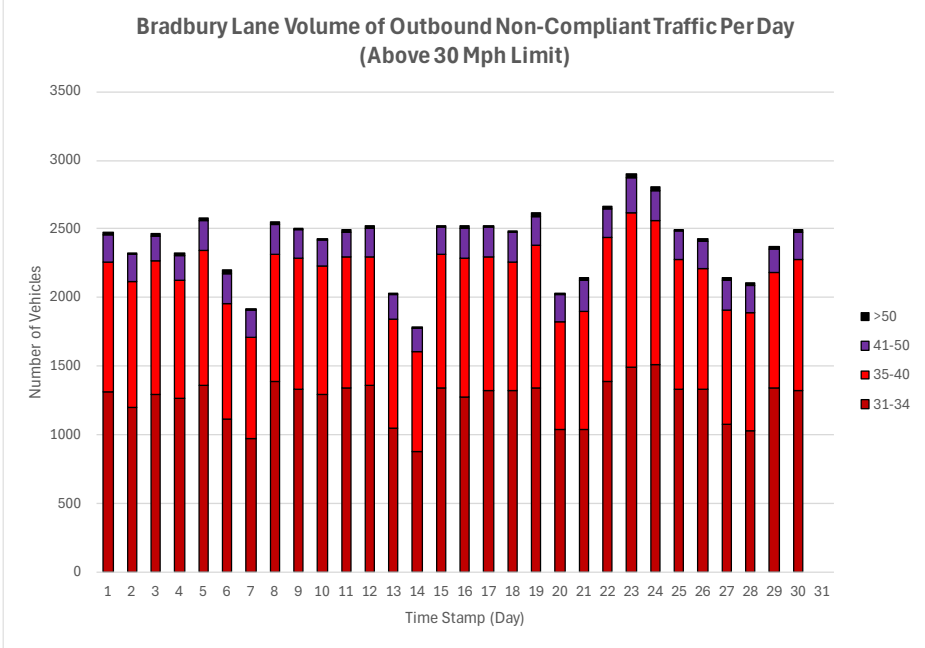
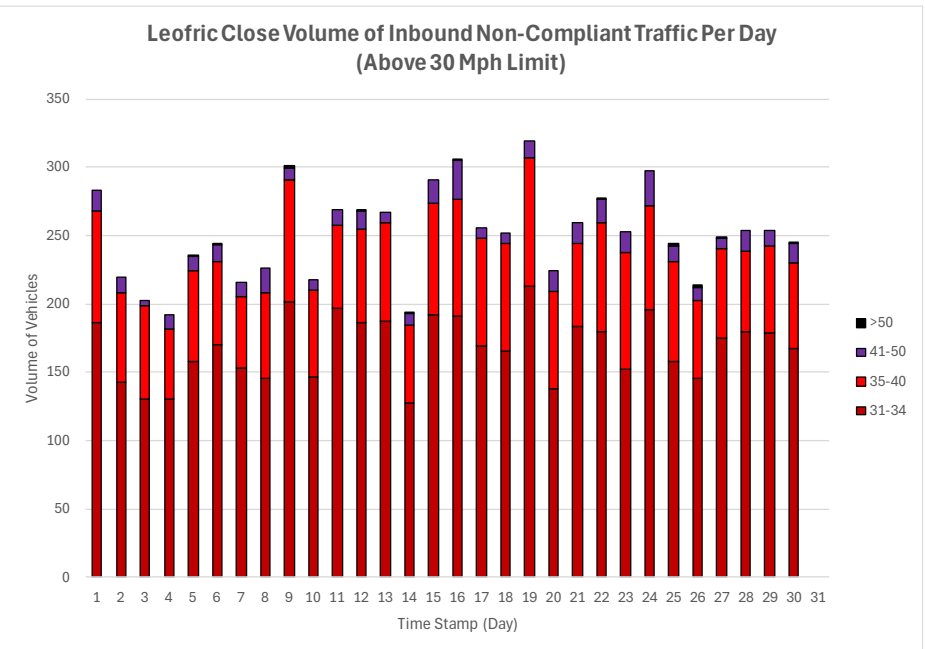
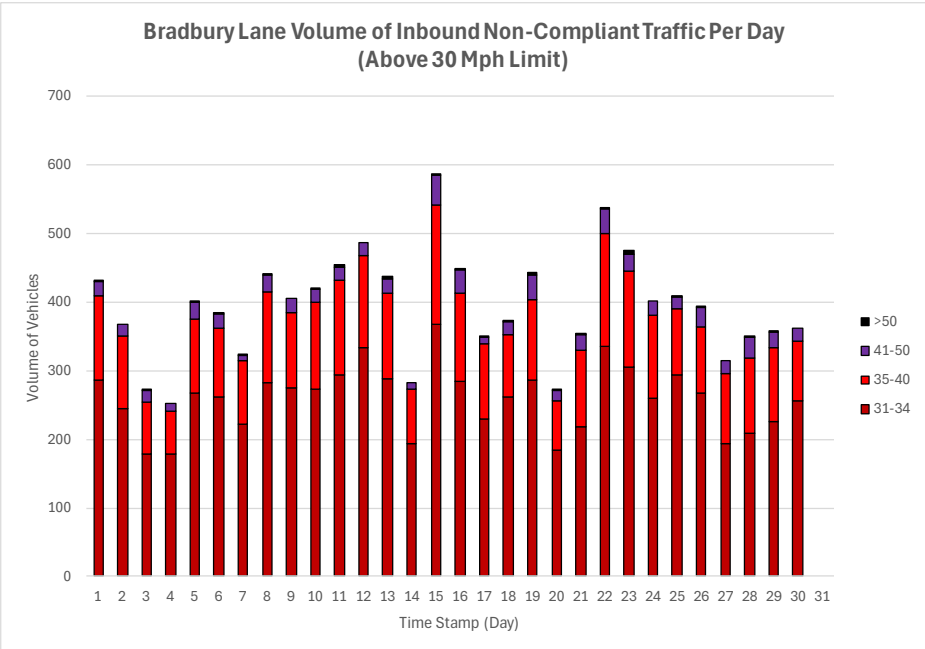
Comparison of All Non-Compliant Traffic Volumes by Hour of the Day



Comparison of Non-Compliant Traffic, 35 Mph and Above, by Hour of Day



Comparison of All Non-Compliant Traffic Volumes on Each Day of the Month (Inbound and Outbound)



Maximum Traffic Speed Heatmaps (Day of Week)

Bradbury Lane Maximum Inbound Speed (per Hour and per Day of Week)																								
	0	1	2	3	4	5	6	7	8	9	10	11	12	13	14	15	16	17	18	19	20	21	22	23
Monday	45	50	50	44	53	53	50	46	44	64	46	47	48	46	47	56	58	53	54	44	45	46	49	69
Tuesday	43	49	42	40	58	51	54	44	40	51	43	44	48	46	53	46	42	44	57	47	44	47	39	43
Wednesday	44	52	44	57	44	49	48	43	43	47	45	44	48	51	45	44	43	43	53	44	47	50	46	40
Thursday	40	41	45	49	46	51	43	41	41	55	43	44	44	42	51	43	46	45	44	87	50	46	44	42
Friday	41	47	45	63	51	51	44	48	44	43	48	59	41	47	51	46	50	47	54	46	52	48	48	49
Saturday	48	42	44	41	40	49	46	59	49	47	44	50	45	55	49	52	57	47	48	45	42	44	44	60
Sunday	38	38	40	38	43	42	40	46	52	48	43	45	52	52	48	47	51	50	54	42	49	46	44	47

Bradbury Lane Maximum Outbound Speed (per Hour and per Day of Week)																								
	0	1	2	3	4	5	6	7	8	9	10	11	12	13	14	15	16	17	18	19	20	21	22	23
Monday	60	48	51	61	58	69	62	61	92	55	87	103	96	51	107	57	58	66	72	51	52	57	66	65
Tuesday	71	56	57	47	76	59	58	63	55	67	87	58	57	53	59	63	67	59	79	60	58	67	60	55
Wednesday	78	50	55	53	53	54	93	63	49	50	58	59	72	64	86	66	50	54	54	55	66	70	61	62
Thursday	54	50	50	62	61	59	68	62	71	81	54	58	49	65	92	78	50	73	53	55	57	66	60	62
Friday	53	62	45	61	54	58	61	62	51	52	88	89	54	83	70	59	62	60	58	72	62	63	53	77
Saturday	54	46	60	48	51	60	54	70	51	58	70	53	50	61	58	55	54	56	55	69	50	64	48	57
Sunday	70	51	49	54	49	65	63	52	56	73	60	55	57	51	54	61	53	58	54	57	47	50	53	49

Leofric Close Maximum Inbound Speed (per Hour and per Day of Week)																								
	0	1	2	3	4	5	6	7	8	9	10	11	12	13	14	15	16	17	18	19	20	21	22	23
Monday	50	32	39	41	48	45	44	47	45	43	46	42	43	46	48	45	42	49	47	39	44	54	48	44
Tuesday	46	48	47	36	53	49	49	50	44	41	47	41	46	40	47	44	49	45	50	51	60	46	60	38
Wednesday	36	34	38	38	48	49	46	42	44	42	41	38	46	46	49	45	43	41	44	44	42	42	41	44
Thursday	38	41	32	38	43	49	43	43	41	42	42	40	42	44	41	43	45	45	45	50	39	61	44	46
Friday	44	38	38	38	51	50	45	50	43	41	44	40	41	43	41	43	43	51	43	46	43	44	51	51
Saturday	40	38	42	33	38	46	49	53	47	38	44	46	40	50	39	40	43	48	40	54	38	47	41	43
Sunday	43	44	34	45	41	47	42	42	43	45	42	46	44	42	54	44	43	43	49	42	46	40	44	44

Leofric Close Maximum Outbound Speed (per Hour and per Day of Week)																								
	0	1	2	3	4	5	6	7	8	9	10	11	12	13	14	15	16	17	18	19	20	21	22	23
Monday	43	45	40	39	55	52	48	52	48	46	47	87	47	43	82	56	54	48	59	55	53	49	54	59
Tuesday	48	37	39	39	55	54	51	55	52	50	73	50	51	52	54	48	100	54	59	57	51	52	51	47
Wednesday	55	39	42	42	54	48	54	54	93	48	49	45	46	45	54	50	54	49	51	57	48	63	50	50
Thursday	46	44	45	41	54	52	51	54	62	49	47	49	44	58	61	48	50	96	60	70	70	49	58	57
Friday	57	54	42	45	53	48	54	54	47	46	61	46	95	52	57	56	48	80	59	56	54	46	52	43
Saturday	44	42	40	57	41	53	48	48	50	47	45	51	49	58	56	48	53	54	53	56	59	46	50	61
Sunday	46	52	48	43	42	46	50	53	49	45	51	51	55	58	95	46	59	49	57	47	45	44	53	59

Bradbury Lane Non-Compliant Driver Quantity Heatmaps (Inbound) (35 Mph and Above)

Bradbury Lane Number of Inbound Non-Compliant Drivers 35 Mph and Above (per Hour and per Day)																								Total	Rank			
	0	1	2	3	4	5	6	7	8	9	10	11	12	13	14	15	16	17	18	19	20	21	22	23				
1	1	1	0	2	3	17	13	11	2	7	3	0	8	10	8	13	13	8	10	8	3	3	2	0	146	11		
2	2	1	1	3	1	11	6	4	4	20	4	6	5	10	8	4	5	11	6	4	2	2	3	1	124	19		
3	1	1	1	1	2	7	10	3	4	2	5	7	4	3	2	2	3	7	6	11	2	7	1	2	94	27		
4	1	1	0	3	3	7	6	0	2	3	0	3	2	4	5	6	5	8	7	4	1	2	1	0	74	30		
5	2	0	2	1	0	5	9	8	4	6	5	8	6	11	12	5	11	5	19	1	1	5	7	0	133	15		
6	4	0	1	2	1	2	1	5	8	9	4	13	6	10	8	7	12	8	10	4	5	2	1	1	124	19		
7	0	2	1	3	1	2	5	5	9	10	6	5	2	2	6	9	8	7	9	4	1	2	2	1	102	26		
8	1	0	1	1	9	6	12	1	3	16	11	12	10	15	10	6	6	17	11	3	3	1	5	0	160	5		
9	2	1	0	3	1	5	10	3	1	10	5	6	6	9	10	5	10	11	14	7	7	4	1	0	131	16		
10	1	2	0	2	7	10	9	6	8	12	8	12	10	11	5	9	7	9	7	7	2	1	1	1	147	10		
11	2	0	1	1	4	11	10	5	7	13	6	10	6	5	3	9	16	18	11	5	7	4	6	0	160	5		
12	0	1	1	0	4	9	8	9	11	14	9	13	8	5	7	12	10	6	7	6	5	5	4	1	155	8		
13	3	1	0	1	0	1	2	5	11	15	6	13	11	14	9	14	7	14	6	6	5	1	3	0	148	9		
14	1	0	0	0	0	2	1	8	9	7	9	7	5	9	4	6	10	4	3	1	0	0	2	1	89	28		
15	0	3	0	0	9	15	12	11	6	19	5	10	12	14	12	16	7	18	15	11	9	10	5	2	221	1		
16	6	2	3	2	11	18	13	7	5	13	4	5	8	4	7	10	5	15	3	6	8	4	3	2	164	4		
17	1	1	2	2	3	7	5	5	2	4	2	10	8	11	9	6	9	11	8	6	2	1	7	0	122	21		
18	2	0	1	3	2	2	6	3	1	3	5	2	5	6	7	11	12	11	6	9	6	1	6	0	110	24		
19	1	1	2	1	8	11	14	7	4	4	6	15	4	11	9	2	9	16	6	6	4	8	5	2	156	7		
20	1	0	0	0	0	3	7	8	5	8	7	5	7	9	5	3	3	5	5	2	0	0	2	3	88	29		
21	1	0	0	0	0	0	2	3	9	7	9	8	14	7	12	6	8	13	12	8	8	2	4	1	134	14		
22	0	3	0	1	12	24	24	7	6	17	5	8	5	3	5	9	7	22	13	8	8	9	4	3	203	2		
23	1	1	5	1	7	27	5	10	4	10	4	13	5	6	7	5	5	16	10	10	8	3	5	1	169	3		
24	2	0	1	3	10	18	10	8	4	9	7	8	7	4	8	8	5	7	4	6	8	3	0	1	141	12		
25	1	0	1	2	3	6	7	4	6	5	6	6	9	3	3	1	9	13	5	9	4	6	2	3	114	23		
26	1	2	2	3	5	18	15	7	4	8	4	8	5	5	3	8	3	5	8	2	4	3	2	1	126	18		
27	1	0	0	1	3	6	6	7	9	13	4	7	8	8	9	6	5	7	7	3	2	4	2	2	120	22		
28	1	1	1	0	1	0	1	8	7	11	5	8	15	4	18	6	7	7	10	11	8	5	5	1	141	12		
29	0	1	1	3	6	20	20	12	4	5	11	8	4	3	5	0	4	9	5	2	4	1	3	0	131	16		
30	1	2	1	2	1	8	4	3	2	7	7	6	9	3	9	11	4	5	7	2	5	4	1	1	105	25		
31	0	0	0	0	0	0	0	0	0	0	0	0	0	0	0	0	0	0	0	0	0	0	0	0	0	0	31	
Total	41	28	29	47	117	278	253	183	161	287	172	242	214	219	225	215	225	313	250	172	132	103	95	31	4032			
Rank	21	24	23	20	17	3	4	12	15	2	13	6	11	9	7	10	7	1	5	13	16	18	19	22				



Bradbury Lane Non-Compliant Driver Quantity Heatmaps (Outbound) (35 Mph and Above)



Bradbury Lane Number of Outbound Non-Compliant Drivers 35 Mph and Above (per Hour and per Day)																								Total	Rank		
	0	1	2	3	4	5	6	7	8	9	10	11	12	13	14	15	16	17	18	19	20	21	22	23			
1	6	3	4	5	14	15	59	79	57	42	65	51	73	55	59	90	126	103	93	65	34	25	25	11	1159	16	
2	7	6	3	2	10	33	63	82	69	52	49	55	49	51	72	80	95	101	85	58	37	32	29	8	1128	19	
3	14	9	5	2	8	24	67	76	58	67	57	75	58	49	35	89	98	114	86	60	44	34	27	11	1167	12	
4	7	7	1	5	6	21	57	69	55	58	39	46	50	65	70	70	76	112	94	50	43	22	26	12	1061	25	
5	7	8	0	2	13	28	54	78	64	69	58	65	83	85	77	80	79	105	85	52	42	32	36	23	1225	6	
6	18	2	5	7	7	14	25	44	65	52	64	67	71	70	78	56	90	68	69	62	45	31	38	37	1085	22	
7	23	13	7	2	5	10	25	30	48	53	66	54	61	56	71	66	56	79	84	56	29	27	22	10	953	29	
8	8	2	4	6	11	27	47	67	50	77	44	60	56	76	81	84	83	136	85	63	31	23	34	7	1162	15	
9	9	6	2	3	8	23	61	82	57	80	50	64	56	65	74	71	78	96	101	71	32	36	35	11	1171	10	
10	5	3	5	7	14	25	49	79	66	55	64	67	66	57	79	95	77	97	71	53	37	29	28	10	1138	18	
11	8	4	1	5	10	27	58	76	46	60	67	58	50	66	54	88	112	94	100	69	45	26	24	8	1156	17	
12	9	8	7	4	10	31	65	72	64	69	57	62	54	74	78	71	104	69	76	57	38	33	30	22	1164	13	
13	14	5	6	1	4	15	25	46	70	50	74	53	54	57	72	55	69	69	70	40	39	36	32	27	983	28	
14	17	12	2	1	6	4	23	29	40	63	69	56	83	91	59	70	50	66	53	42	26	22	13	10	907	30	
15	5	4	5	5	10	22	49	83	51	73	68	69	71	71	72	79	98	102	87	54	42	23	29	8	1180	8	
16	17	9	5	3	22	35	49	95	65	73	64	48	52	72	65	77	85	130	108	71	36	34	25	7	1247	5	
17	13	5	10	7	12	30	46	68	46	52	57	55	64	67	81	85	99	105	106	68	51	31	34	13	1205	7	
18	7	6	4	6	11	28	58	81	50	53	42	60	52	63	54	87	104	111	94	66	40	34	42	11	1164	13	
19	12	6	6	5	11	30	50	65	59	62	60	67	89	85	78	88	88	104	106	63	46	33	31	26	1270	4	
20	24	5	2	2	9	14	32	61	59	66	62	57	69	84	72	64	68	52	65	48	22	29	19	9	994	27	
21	10	11	2	5	0	10	21	40	54	81	57	84	90	86	93	57	74	84	80	58	40	32	20	9	1098	21	
22	8	4	5	4	7	36	54	86	59	71	72	63	76	63	64	87	85	124	90	49	41	26	61	48	1283	3	
23	38	30	12	28	24	24	68	84	80	71	65	70	76	80	70	74	43	105	92	63	50	68	64	30	1409	1	
24	26	18	12	16	21	32	46	60	49	66	61	66	57	63	53	88	87	87	95	76	56	76	53	27	1291	2	
25	11	6	6	10	15	21	52	75	43	66	47	62	58	63	70	52	102	110	94	69	40	46	35	19	1172	9	
26	7	5	6	9	16	22	61	75	50	59	52	50	58	74	90	70	86	89	69	52	37	23	29	17	1106	20	
27	24	5	1	6	11	17	35	40	70	66	63	81	74	73	68	73	67	56	66	61	32	28	35	15	1067	24	
28	20	11	5	7	3	9	23	34	51	76	57	65	68	60	75	81	75	86	79	70	41	27	33	18	1074	23	
29	9	5	2	6	10	37	56	80	56	60	67	53	61	48	30	72	85	66	56	55	40	39	33	10	1036	26	
30	12	9	2	2	13	19	48	71	55	96	49	58	70	77	71	94	80	117	75	49	26	29	28	18	1168	11	
31	0	0	0	0	0	0	0	0	0	0	0	0	0	0	0	0	0	0	0	0	0	0	0	0	0	0	31
Total	395	227	137	173	321	683	1426	2007	1706	1938	1766	1841	1949	2046	2065	2293	2519	2837	2514	1770	1162	986	970	492	34223		
Rank	20	22	24	23	21	18	14	7	13	9	12	10	8	6	5	4	2	1	3	11	15	16	17	19			

Leofric Close Non-Compliant Driver Quantity Heatmaps (Inbound) (35 Mph and Above)

Leofric Close Number of Inbound Non-Compliant Drivers 35 Mph and Above (per Hour and per Day)																								Total	Rank		
	0	1	2	3	4	5	6	7	8	9	10	11	12	13	14	15	16	17	18	19	20	21	22	23			
1	4	0	0	2	4	3	7	8	7	5	5	5	1	4	4	3	9	4	11	3	1	3	3	1	97	8	
2	0	0	1	1	3	4	8	11	1	0	0	3	2	1	5	1	7	5	9	5	2	3	4	1	77	18	
3	0	0	0	0	3	5	5	2	3	3	3	3	5	7	2	2	4	7	4	6	4	1	3	1	73	24	
4	0	0	0	0	2	4	2	0	2	3	1	2	2	6	4	5	7	5	4	8	3	0	0	2	62	30	
5	0	0	0	1	3	4	6	9	5	4	3	1	0	2	4	3	1	6	7	2	2	5	5	5	78	16	
6	1	0	0	0	1	1	4	6	6	3	5	4	5	1	0	7	4	5	7	8	1	3	0	2	74	21	
7	2	2	0	0	1	1	2	4	4	4	3	4	2	3	3	5	1	6	6	5	1	1	2	1	63	29	
8	1	0	0	1	5	4	5	4	4	3	5	2	4	5	1	6	2	6	6	5	3	3	5	0	80	14	
9	0	0	1	0	4	7	9	11	4	2	2	2	4	0	3	5	4	8	5	6	6	11	3	2	99	5	
10	0	0	0	1	4	6	5	2	4	4	1	2	4	2	4	5	2	8	9	5	2	1	0	0	71	26	
11	2	0	0	2	4	5	4	5	1	3	0	2	3	10	2	2	9	3	8	3	3	1	0	0	72	25	
12	0	1	0	0	2	3	7	7	3	4	3	4	3	1	0	7	7	8	4	6	5	0	3	5	83	13	
13	3	1	1	0	0	2	1	9	5	1	3	4	4	1	2	6	4	11	4	7	4	3	3	1	80	14	
14	2	0	0	0	0	1	0	0	5	5	3	3	7	9	7	1	0	2	9	2	4	3	1	2	66	28	
15	0	0	0	0	3	5	3	10	3	6	2	2	7	6	5	10	9	4	12	2	5	1	3	1	99	5	
16	0	2	1	1	4	13	11	13	4	3	1	2	4	5	5	6	4	11	6	7	6	1	4	1	115	1	
17	2	0	2	2	3	7	5	7	3	3	3	2	2	2	3	2	6	5	9	3	5	5	3	3	87	9	
18	1	0	0	0	3	7	7	6	8	3	1	0	4	1	1	6	8	11	9	3	2	1	2	2	86	10	
19	4	0	1	0	2	4	8	12	5	2	4	4	1	2	7	6	8	8	10	3	2	8	3	2	106	2	
20	3	0	0	0	1	6	4	6	3	1	5	5	5	9	3	5	7	3	3	3	2	6	4	2	86	10	
21	0	2	0	0	1	1	2	3	4	2	4	1	4	4	4	5	5	10	7	8	5	1	1	2	76	19	
22	1	0	0	0	4	6	10	9	1	4	5	7	2	3	5	6	7	6	11	2	2	4	3	0	98	7	
23	1	0	0	0	5	11	11	2	8	3	2	1	0	2	4	7	6	12	7	4	2	6	5	2	101	4	
24	0	0	0	1	4	15	5	8	5	3	0	3	4	5	7	6	6	7	3	4	4	8	1	3	102	3	
25	2	1	0	1	3	5	6	11	5	1	4	4	2	4	0	2	6	4	6	2	3	9	3	2	86	10	
26	1	0	0	0	3	6	5	10	5	1	3	1	3	2	1	1	4	5	3	1	2	3	3	5	68	27	
27	2	1	0	0	0	3	2	4	10	1	3	6	2	6	0	7	5	4	2	3	6	3	2	2	74	21	
28	1	2	0	1	1	1	2	3	3	5	5	4	3	4	3	9	6	2	8	4	1	1	4	1	74	21	
29	0	0	1	1	4	7	3	9	4	7	4	0	2	2	3	7	4	8	0	1	1	4	2	1	75	20	
30	2	1	0	0	4	4	4	5	3	7	1	1	5	4	0	6	5	9	1	3	7	3	2	1	78	16	
31	0	0	0	0	0	0	0	0	0	0	0	0	0	0	0	0	0	0	0	0	0	0	0	0	0	0	31
Total	35	13	8	15	81	151	153	196	128	96	84	84	96	113	92	149	157	193	190	124	96	102	77	53	2486		
Rank	21	23	24	22	18	6	5	1	8	12	16	16	12	10	15	7	4	2	3	9	12	11	19	20			

 Speed Watch On Duty

Leofric Close Non-Compliant Driver Quantity Heatmaps (Outbound) (35 Mph and Above)



Leofric Close Number of Outbound Non-Compliant Drivers 35 Mph and Above (per Hour and per Day)																									Total	Rank		
	0	1	2	3	4	5	6	7	8	9	10	11	12	13	14	15	16	17	18	19	20	21	22	23				
1	0	4	0	1	7	13	31	61	43	22	23	21	22	18	20	21	27	39	27	16	13	10	13	3	455	16		
2	1	0	1	1	5	14	32	54	39	23	17	31	20	8	23	14	23	30	41	25	13	7	7	0	429	21		
3	0	1	2	1	4	14	33	46	34	18	26	16	23	17	14	17	22	28	27	34	19	15	8	3	422	22		
4	3	2	1	1	7	14	33	55	42	25	6	12	18	21	26	17	42	42	37	25	11	7	1	4	452	17		
5	1	3	4	1	6	17	39	49	33	27	12	19	26	41	21	33	13	28	44	31	17	13	7	5	490	9		
6	4	1	2	3	3	1	11	18	24	36	23	33	33	25	29	35	22	23	25	19	19	3	12	8	412	23		
7	1	1	4	0	3	3	5	8	20	18	23	18	31	24	37	27	25	12	32	16	8	6	5	3	330	29		
8	1	0	2	0	8	12	31	53	40	17	19	25	22	21	19	30	27	40	34	11	13	12	2	1	440	20		
9	2	1	0	4	8	29	33	62	34	26	27	24	30	18	27	19	32	47	41	21	16	9	4	3	517	2		
10	3	1	0	4	8	18	42	56	25	26	16	19	22	27	24	35	34	35	32	28	15	12	5	5	492	7		
11	2	1	0	2	8	17	36	61	38	18	20	15	26	24	25	31	41	29	48	24	16	10	8	3	503	4		
12	0	1	1	1	8	9	36	44	30	26	5	24	32	26	23	33	36	51	40	26	16	13	10	4	495	6		
13	5	3	2	1	1	9	6	16	26	24	19	32	26	32	28	28	34	30	27	27	6	9	6	13	410	24		
14	7	2	1	0	0	6	5	11	22	26	32	29	33	28	24	18	15	17	23	7	5	8	3	3	325	30		
15	0	0	0	0	7	18	30	59	40	23	24	19	26	25	19	32	30	39	34	35	22	11	8	2	503	4		
16	3	0	1	1	6	11	38	63	42	22	25	6	19	22	19	30	38	38	21	22	21	15	9	2	474	15		
17	1	0	3	0	4	12	31	62	39	28	16	11	19	10	19	31	27	39	22	35	13	7	12	3	444	18		
18	3	0	1	0	9	17	35	67	38	30	23	16	15	14	16	28	30	45	39	32	15	9	6	3	491	8		
19	4	0	1	1	9	14	43	60	45	25	21	22	30	27	24	42	28	35	42	37	23	10	14	6	563	1		
20	4	1	1	2	2	7	20	21	27	22	33	29	26	28	24	26	22	28	22	21	11	4	12	3	396	25		
21	4	1	0	1	2	3	9	9	22	13	25	25	31	33	24	28	26	22	27	15	9	12	1	2	344	28		
22	2	0	1	0	9	14	35	58	49	25	17	20	13	29	23	30	29	36	42	22	9	8	7	3	481	11		
23	2	2	2	0	10	22	37	56	38	18	4	10	11	14	27	31	38	46	47	31	24	10	8	2	490	9		
24	4	0	3	1	8	14	33	55	43	22	25	13	12	20	29	29	26	48	33	22	20	8	6	2	476	13		
25	3	2	3	1	9	24	39	70	47	26	26	28	25	24	5	3	38	37	27	32	11	10	9	16	515	3		
26	0	3	2	0	6	17	31	50	43	24	30	21	21	19	16	26	19	42	21	20	10	14	2	4	441	19		
27	0	1	0	0	0	8	7	21	16	30	29	10	19	34	25	27	28	27	39	12	9	4	10	6	362	27		
28	3	2	2	0	2	1	9	16	26	16	21	24	45	23	35	25	33	22	22	20	12	3	8	3	373	26		
29	2	0	1	3	7	13	28	66	48	18	19	21	19	24	25	29	33	32	37	19	13	11	10	3	481	11		
30	1	0	2	4	4	19	32	51	43	29	30	19	19	28	25	16	27	43	26	22	23	7	3	3	476	13		
31	0	0	0	0	0	0	0	0	0	0	0	0	0	0	0	0	0	0	0	0	0	0	0	0	0	0	31	
Total	66	33	43	34	170	390	830	1378	1056	703	636	612	714	704	695	791	865	1030	979	707	432	277	216	121	13482			
Rank	21	24	22	23	19	16	6	1	2	11	13	14	8	10	12	7	5	3	4	9	15	17	18	20				

Summary of Report – The Cold Facts

Bradbury Lane SID

Speeds:

Total Vehicle Count by Speed Range - Bradbury Lane			
Speed Ranges (inclusive)	Inbound	Outbound	Totals
<=20	1481	457	1,938
21-24	28964	6264	35,228
25-30	63001	55220	118,221
31-34	7765	37633	45,398
35-40	3342	27628	30,970
41-50	647	6102	6,749
>=51	43	493	536
Totals	105,243	133,797	239,040

Leofric Close SID

Total Vehicle Count by Speed Range - Leofric Close			
Speed Ranges (inclusive)	Inbound	Outbound	Totals
<=20	2824	638	3,462
21-24	33865	8690	42,555
25-30	37694	44263	81,957
31-34	5049	20969	26,018
35-40	2094	11293	13,387
41-50	378	2015	2,393
>=51	14	174	188
Totals	81,918	88,042	169,960

Law Enforcement Potential:

Magistrate Guidelines	Inbound	Outbound	Magistrate	%
Compliant (<=30)	93,446	61,941	155,387	65.0%
Fixed Penalty/Speed Awareness (31-40)	11,107	65,261	Band A	31.9%
Magistrate Fine and/or Ban (41-50)	647	6,102	Band B	2.8%
Magistrate Fine and/or Long Ban (>=51)	43	493	Band C	0.2%
Total Law Enforcement Required	11,797	71,856	83,653	35.0%

Magistrate Guidelines	Inbound	Outbound	Magistrate	%
Compliant (<=30)	74,383	53,591	127,974	75.3%
Fixed Penalty/Speed Awareness (31-40)	7,143	32,262	Band A	23.2%
Magistrate Fine and/or Ban (41-50)	378	2,015	Band B	1.4%
Magistrate Fine and/or Long Ban (>=51)	14	174	Band C	0.1%
Total Law Enforcement Required	7,535	34,451	41,986	24.7%

Staffordshire Police Guidelines on Speed Awareness Courses				%
Lower Limit 35 Mph - Upper Limit 42 Mph				
Site	Inbound	Outbound	Total	
Bradbury Lane	3,605	30,240	33,845	14.2%

Staffordshire Police Guidelines on Speed Awareness Courses				%
Lower Limit 35 Mph - Upper Limit 42 Mph				
Site	Inbound	Outbound	Total	
Leofric Close	2,271	12,195	14,466	8.5%

Summary of Report – Education or Enforcement?

